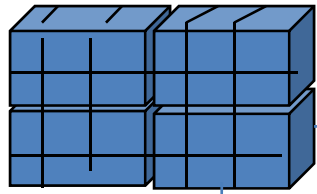


Our **EcoLon**[®] Nylon Raw Material Flow

Post Consumer Nylon
From Carpet

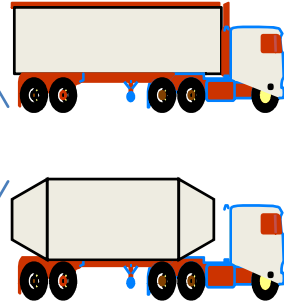


Truckloads are mixed to achieved desired properties

Batches are mixed to achieved desired properties

Building 12
Raw Material Processing

Engineering Resins
Finished Product Processing



Testing on every truckload:
Ash content
Compositional analysis via DSC
Viscosity (RV)

Testing on every batch:
Ash content
Contamination
Moisture & Viscosity

Testing Prior to Compounding:
Ash content
Contamination
Moisture & Viscosity

Testing after Compounding:
Ash content, Density, DSC, Flexural, HD T, Impacts, Moisture, Tensile, Viscosity (RV), PP

RM to FG Viscosity (dl/g) Comparison

Material	Average	Standard Deviation
Virgin Nylon 66	1.54	0.09
EcoLon [®] 2100-BK1 (100% PCR) – RM	1.50	0.03
EcoLon [®] 2100-BK1 (100% PCR) – FG	1.35	0.05

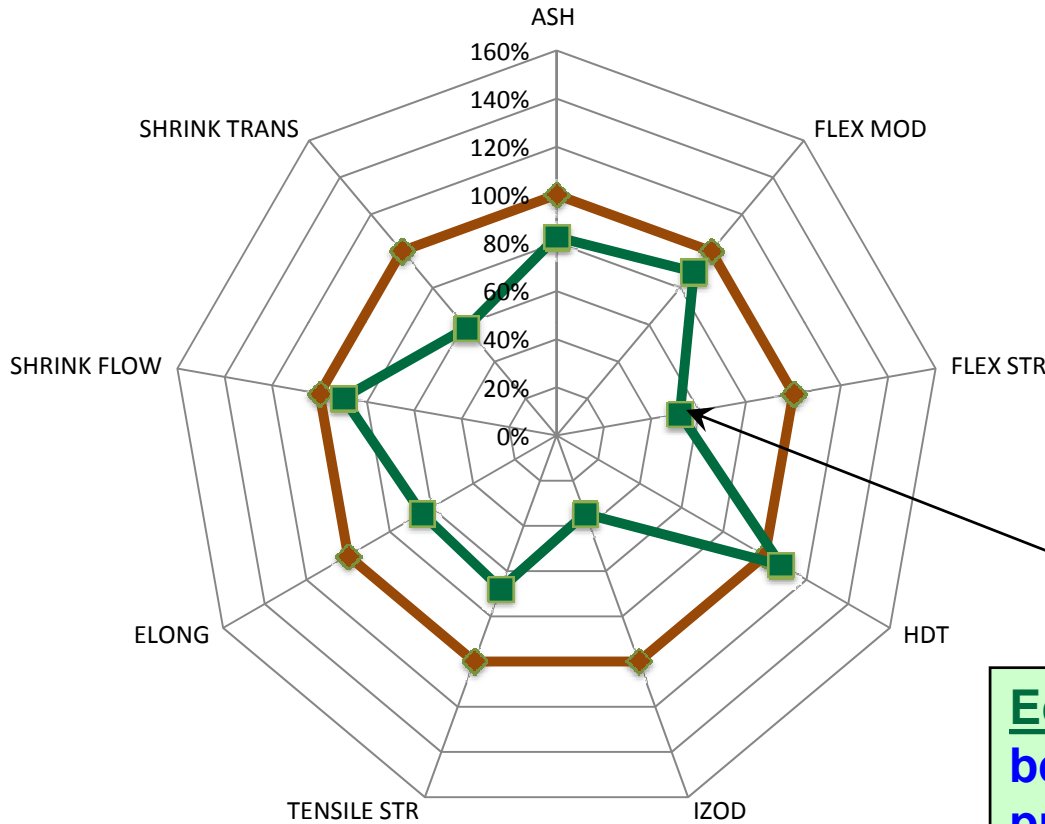


EcoLon[®] consistency is better than Virgin Nylon



EcoLon[®] Property Consistency

Physical Property Standard Deviation Comparison for
EcoLon[®] 2100-BK1 versus Virgin Mineral / Glass Product



EcoLon[®] consistency is often better than virgin nylon based products across a number of physical properties.

Virgin Mineral / Glass

EcoLon[®] 2100-BK1